



European Journal
of Case Reports in
Internal Medicine

EFIM General Assembly

Athens, March 2023



▶ **EDITOR IN CHIEF**

John Kellett (*Denmark*)

▶ **ASSOCIATE EDITORS**

Mikkel Brabrand (*Denmark*)

Ettore Bartoli (*Italy*)

Eleni I. Boutati (*Greece*)

Tim Cooksley (*UK*)

Dan Justo (*Israel*)

Radovan Hojs (*Slovenia*)

Pier Mannuccio Mannucci (*Italy*)

Alberto M. Marra (*Germany*)

Carla Araújo Pimentel (*Portugal*)

Ramon Pujol (*Bellvitge, Spain*)

Shirley Rigby (*UK*)

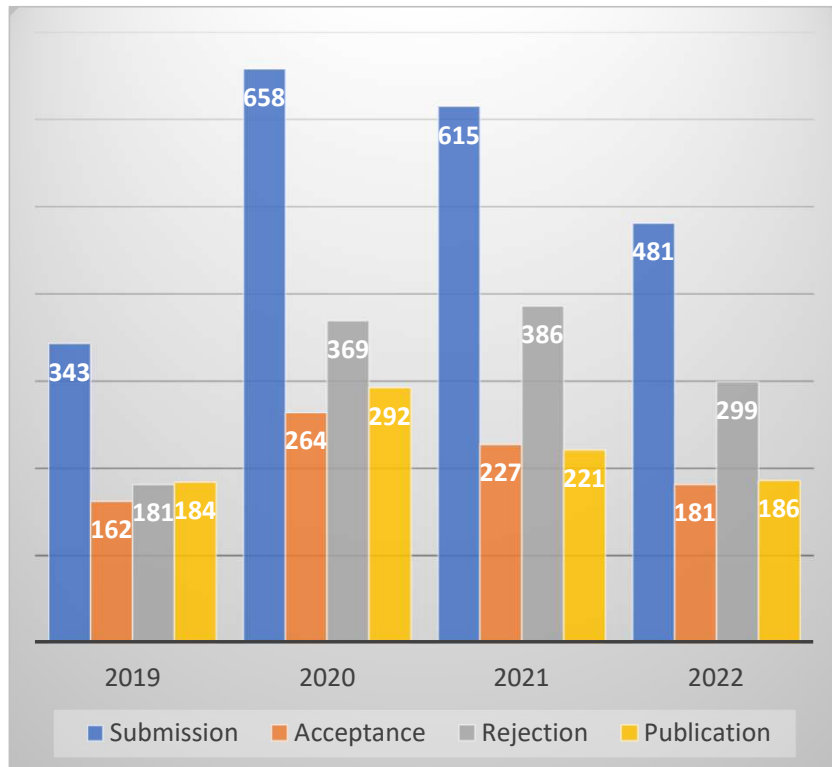


2022 data

Just as predicted last year, submissions are slowing down after the pandemic. But still above average.

- 481 articles received (above average 300/year)
- 181 articles accepted
- 299 articles rejected

31 are desk reject vs 268 rejected after review



2023 estimate based on first 2 months 2023:
40 articles received/month. 480/year

REJECTION RATES

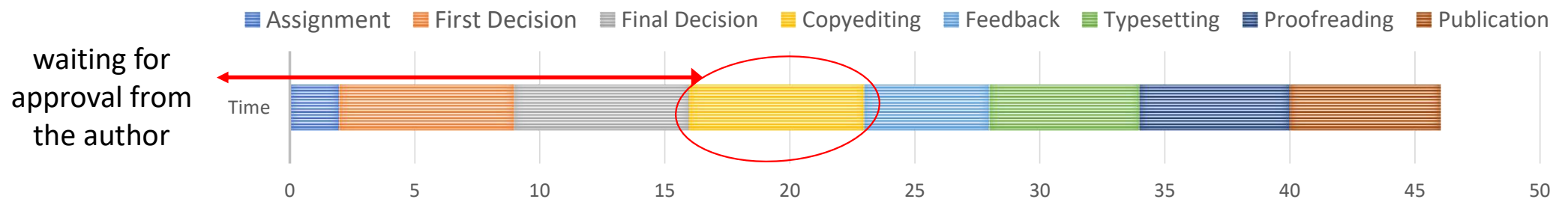
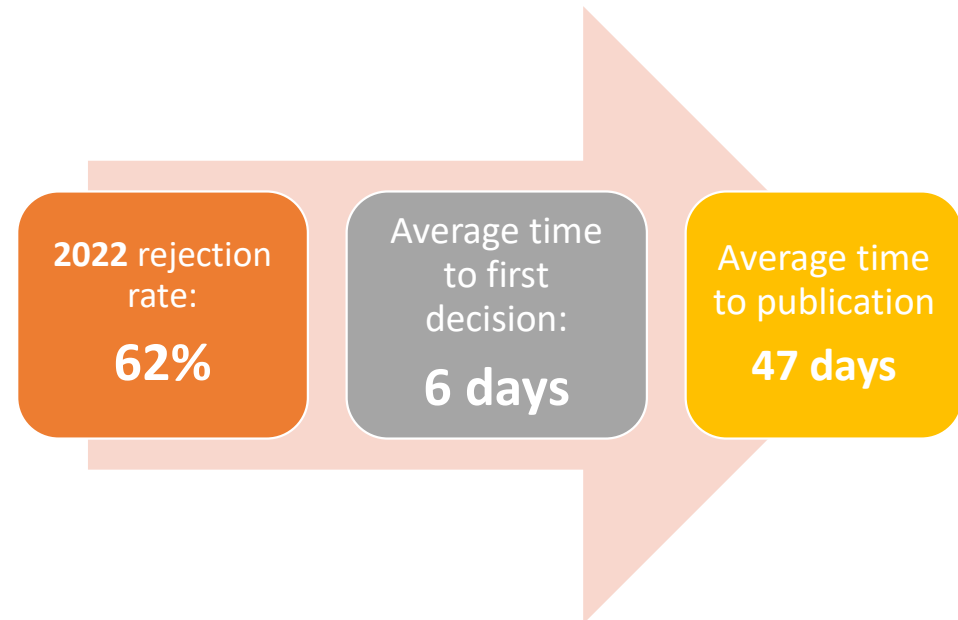
2020
57%

2021
63%

2022
62%

Performance

- Fast peer-review process
- Copyediting service is offered to authors and included as a further step in the publication process (unlike all other publishers)
- Delays in the production phase are often due authors' resistance to pay the author publication charge (APC)



Goals scored

EJCRIM funds itself via APCs (author-paid article processing charge).

The journal needs to guarantee a balanced flow of manuscripts and a reasonable rejection rate in order to be able to cover the journal handling and productions costs and still be selective.

In order to ensure the journal to continue performing a selective peer-review and prevent cost liabilities, the APC was increased to € 300 + VAT (total €366) starting from 1 September 2022.

No complaints received as yet...

Compared to the average APC in the market, EJCRIM's APC remains almost 10 times cheaper and yet sustainable.

EJCRIM is indexed in

And from 2022 it has been included in Scopus
EJCRIM articles are indexed retrospectively from 2017

Scopus®

Google Scholar

PMC

PubMed

DOAJ OPEN GLOBAL TRUSTED

Hinari
Research for Health

CNR_SOLAR

And

C O P E

Advantages of



- Articles indexed in Scopus count for career points in some European countries.
- **H-index** is based on Scopus database (includes also proceedings and reports)
- Increased audience for EJCRIM

Scientific production is indexed mostly in the following databases

Database	Journals	Articles
Clarivate (JCR, WOS) impact factor calc.	11.655	2.200.000
Scopus	22.000	69.000.000
PubMed	5.280	28.000.000
Pubmedcentral	2.697	8.000.000
DOAJ (only open access Journals)	19.000	8.000.000

Source STM Report 2018

Website traffic in 2022

186,713 total views

70,272 unique readers

90,201 sessions

2

Page views per session on average

1.3

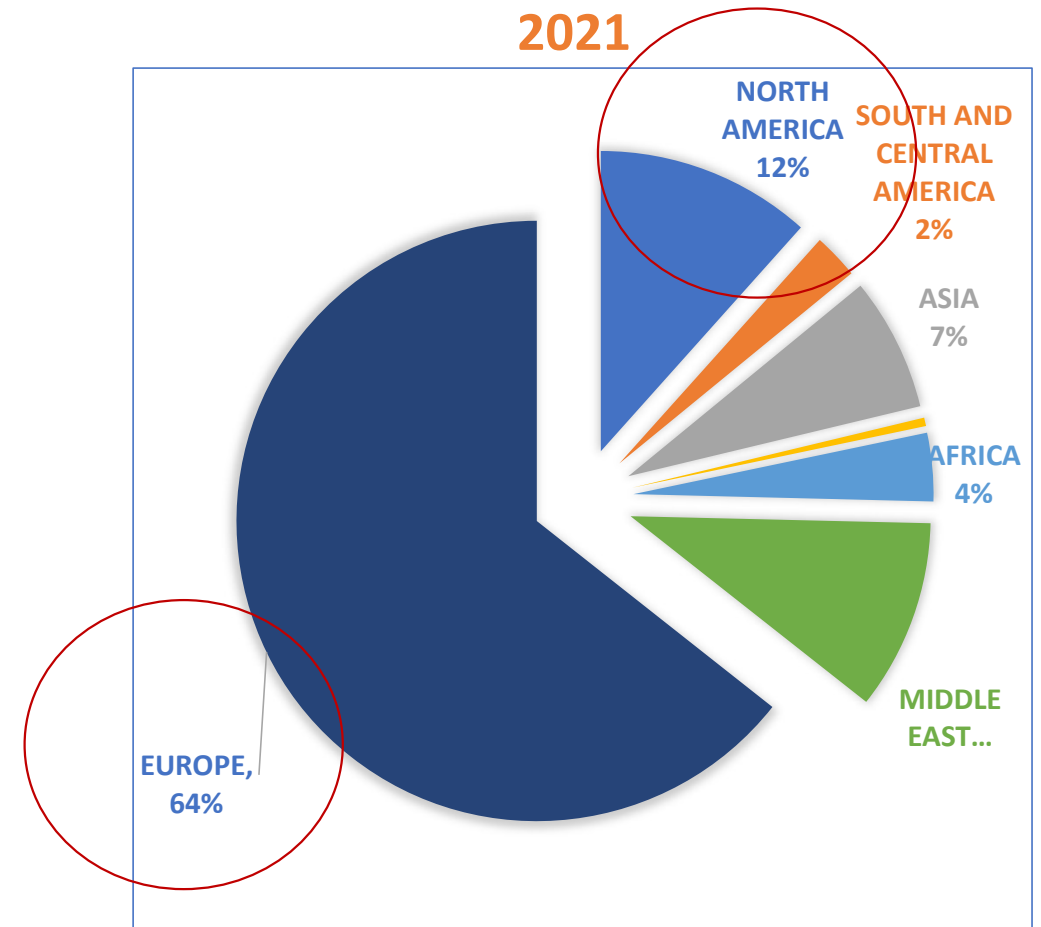
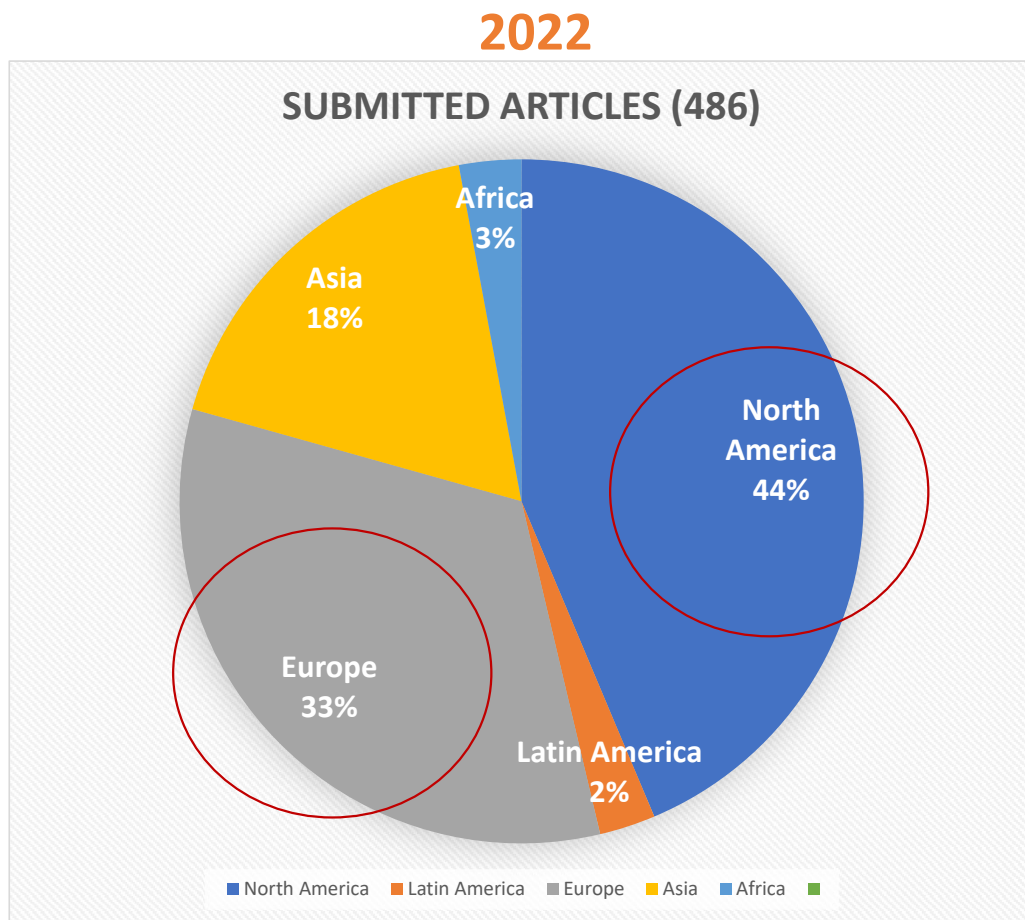
minutes time per session

Monthly downloads doubled:
15000 to almost 30000

Median monthly downloads
25000

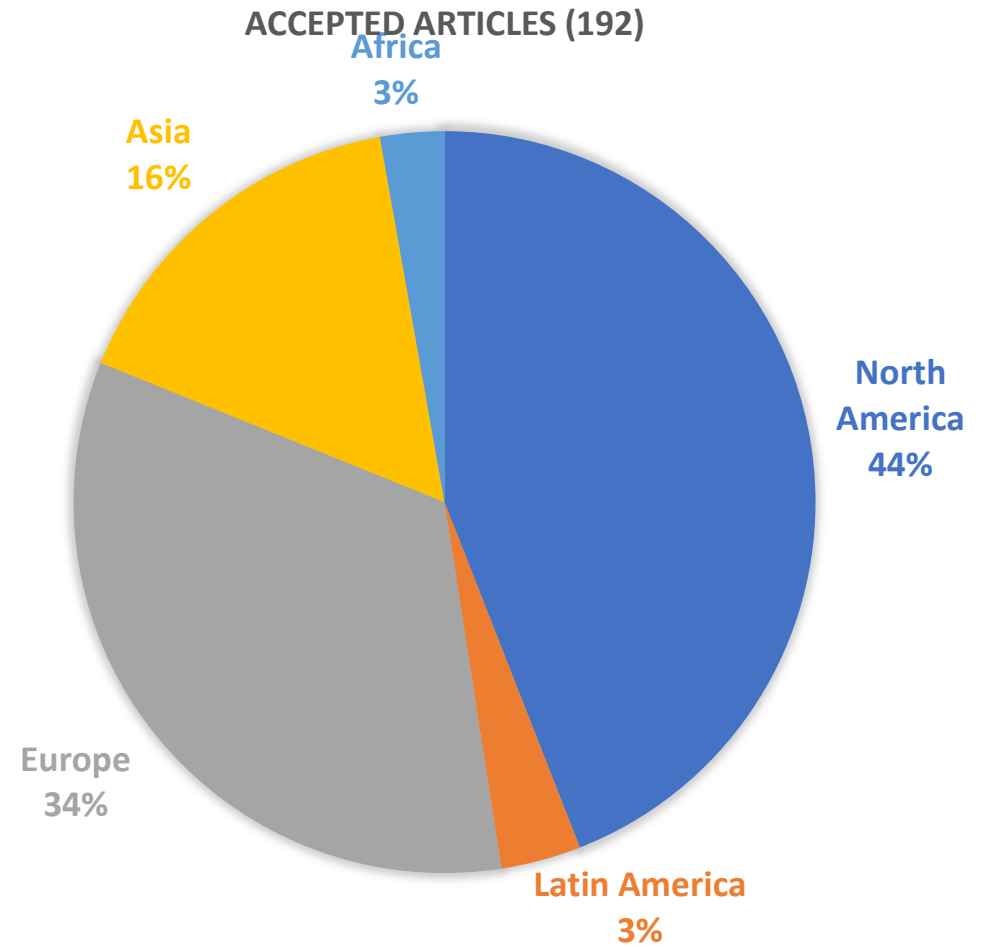


Geographical origin of submitted manuscripts













And of accepted articles

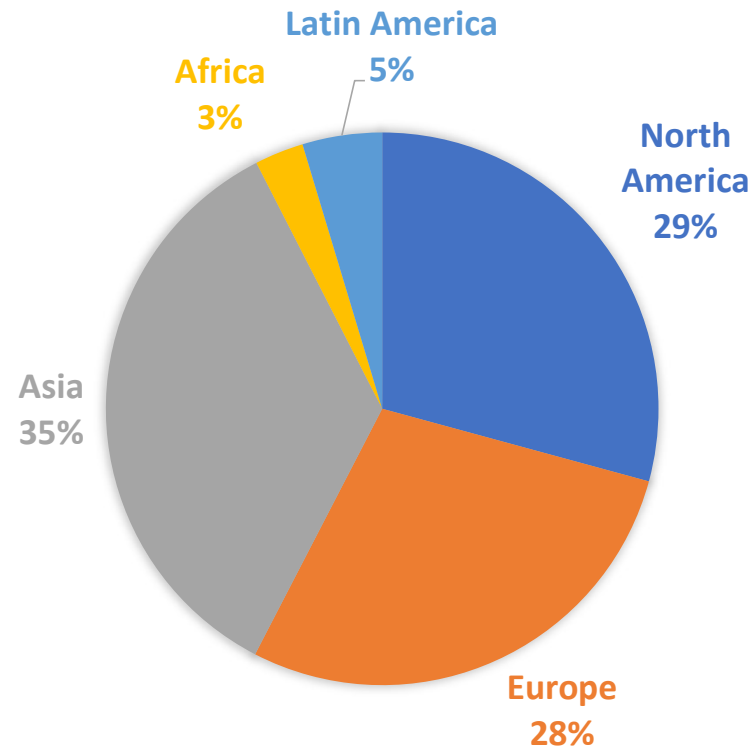
COUNTRY	Submitted	accepted	rejected
USA	144	60	84
PORTUGAL	120	37	83
JAPAN	27	12	15
ITALY	19	8	11
BELGIUM	19	11	8
SPAIN	15	5	10
FRANCE	13	6	6
UK	11	2	8
QUATAR	10	3	7



Geographical distribution of readers

European audience is weak except for UK and Portugal

1.		United States
2.		India
3.		China
4.		United Kingdom
5.		Japan
6.		Portugal
7.		Canada
8.		Italy
9.		Germany
10.		France



The official journal of EFIM member societies

Downward trend of European authors and readers of EJCIRIM continues, with the exception of Portugal

Only 2 out of 36 EFIM members report or mention the journal in their website

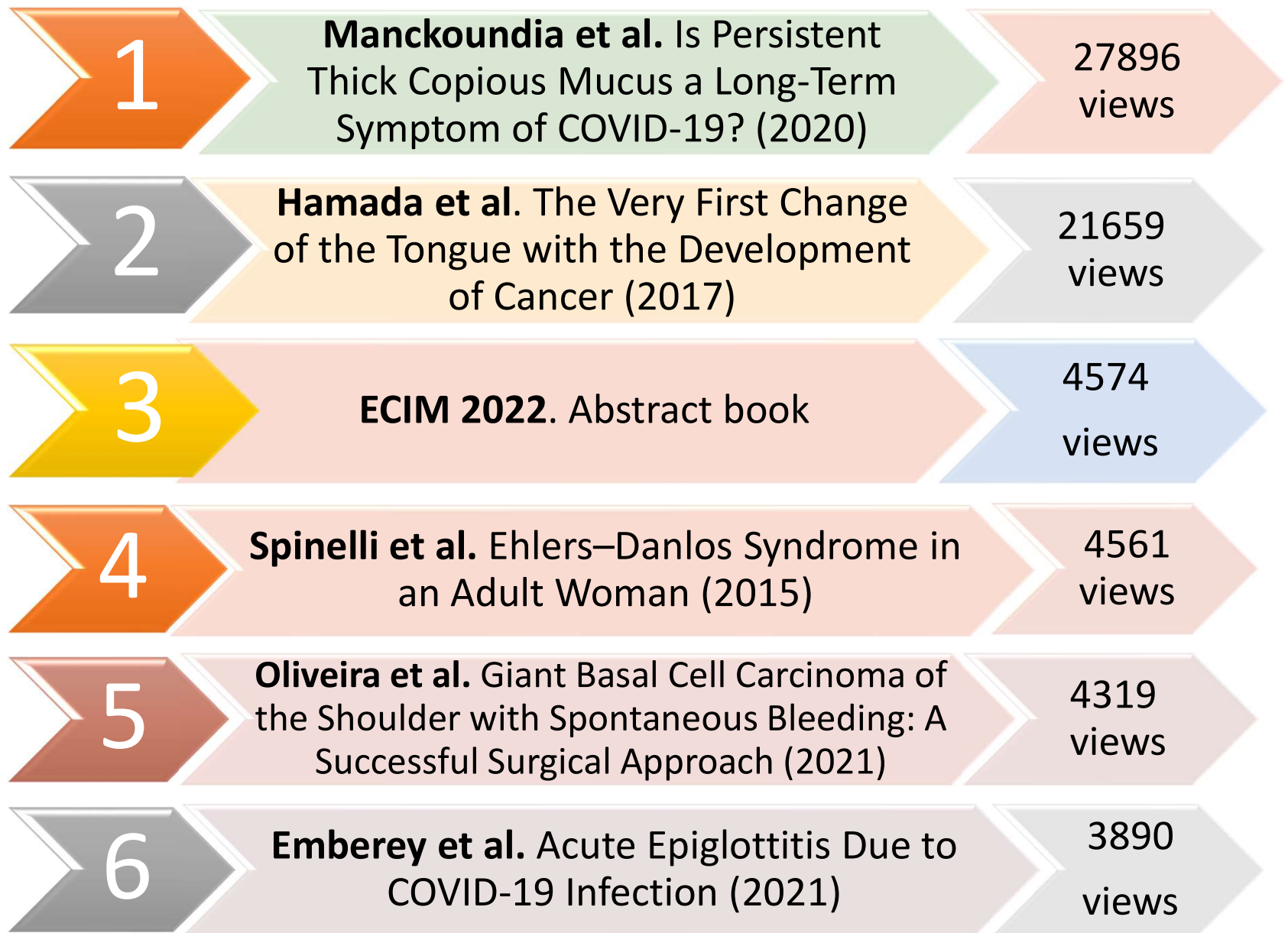
- Finnish Society
- Portuguese Society

Portugal represent by far the top submitter and second European reader of EJCIRIM in Europe

Some easy ways in which the link can be mutually beneficial for visibility:

- National societies are encouraged to display EJCIRIM on their website, link and be linked by the EJCIRIM journal
- Societies may display on their website/social a collection or a feed of the latest EJCIRIM articles published from their country, increasing traffic to their website and reinforcing their community spirit.

Most read
in 2022
(to date)



Some observations

- Interest in and usage of EJCRRM case reports lasts longer than for other types of journal articles in journals that do not publish case reports.
- Articles of 2015-2017 are still downloaded a lot
- The average usage of 2021 and 2022 case reports is approx 3500 views

Let's write a
new future
for the
Journal

What do we have in store for 2023?


- A collaboration with **EFIM Academy**: our authors could be selected for a talk for the **Home of Medicine** Podcast and also invited to contribute to the same academy with their content
- EJCRRIM **Best Case Report Competition** at ECIM 2023
- ECIM 2023 **Abstract Book (after the Congress)**

Social media?

The plan to promote EFIM's and both journals' content to the European Internal medicine community as one voice and share the cost of a social media editor has not been implemented. It was envisaged as an opportunity to build a strong European Internal Medicine community based on scientific content.

Get in touch with us if you wish to collaborate and/or share ideas!

info@ejcrim.com



And citations!

To update

3334 total citations*

Of which

2231 citations from articles published 2020-2022

+404 citations from June 2022

**Citations are counted from Google Scholar, from the launch of the journal in 2014*

