

European Journal of Internal Medicine

Giancarlo Agnelli
Editor-in-chief

General Assembly
Istanbul March 6th 2024



My Talk Today

Essential metrics to assess journal performance

The EJIM Impact Factor journey

Top cited articles

Editorial board updates

Editorial strategies and hurdles for implementation

My Talk Today

Essential metrics to assess journal performance

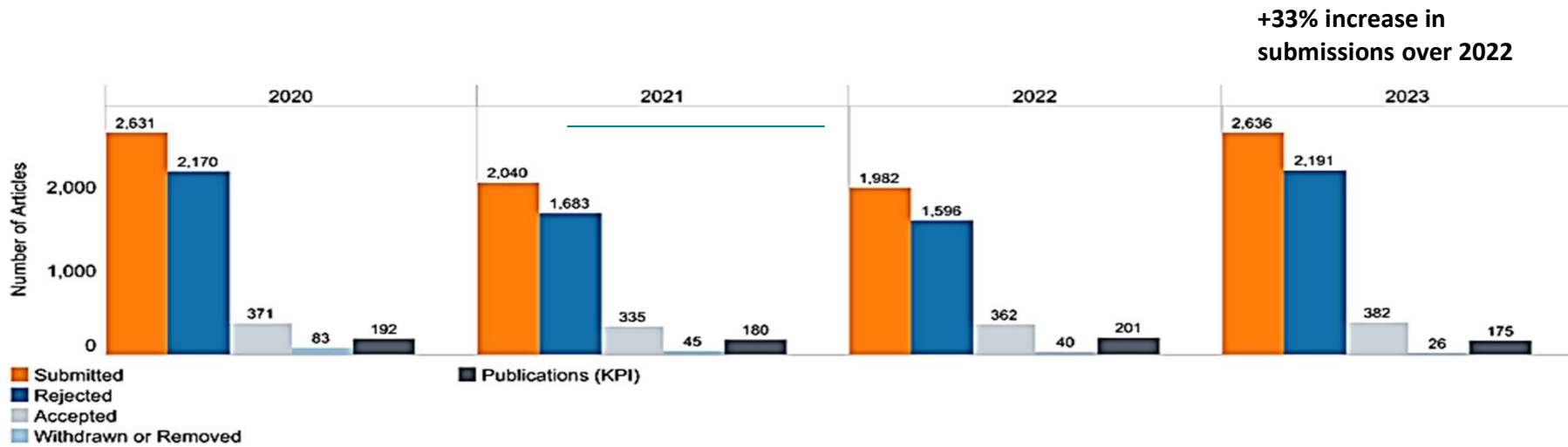
The EJIM Impact Factor journey

Top cited articles

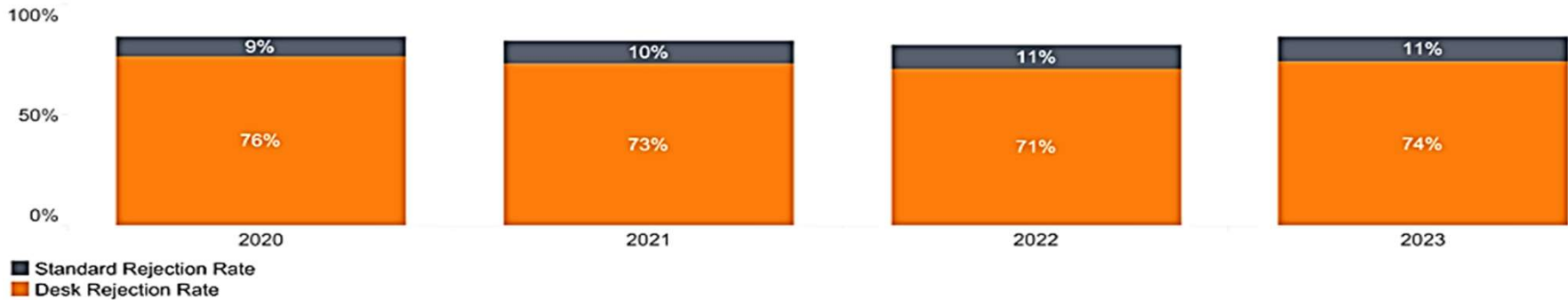
Editorial board updates

Editorial strategies and hurdles for implementation

Article Flow



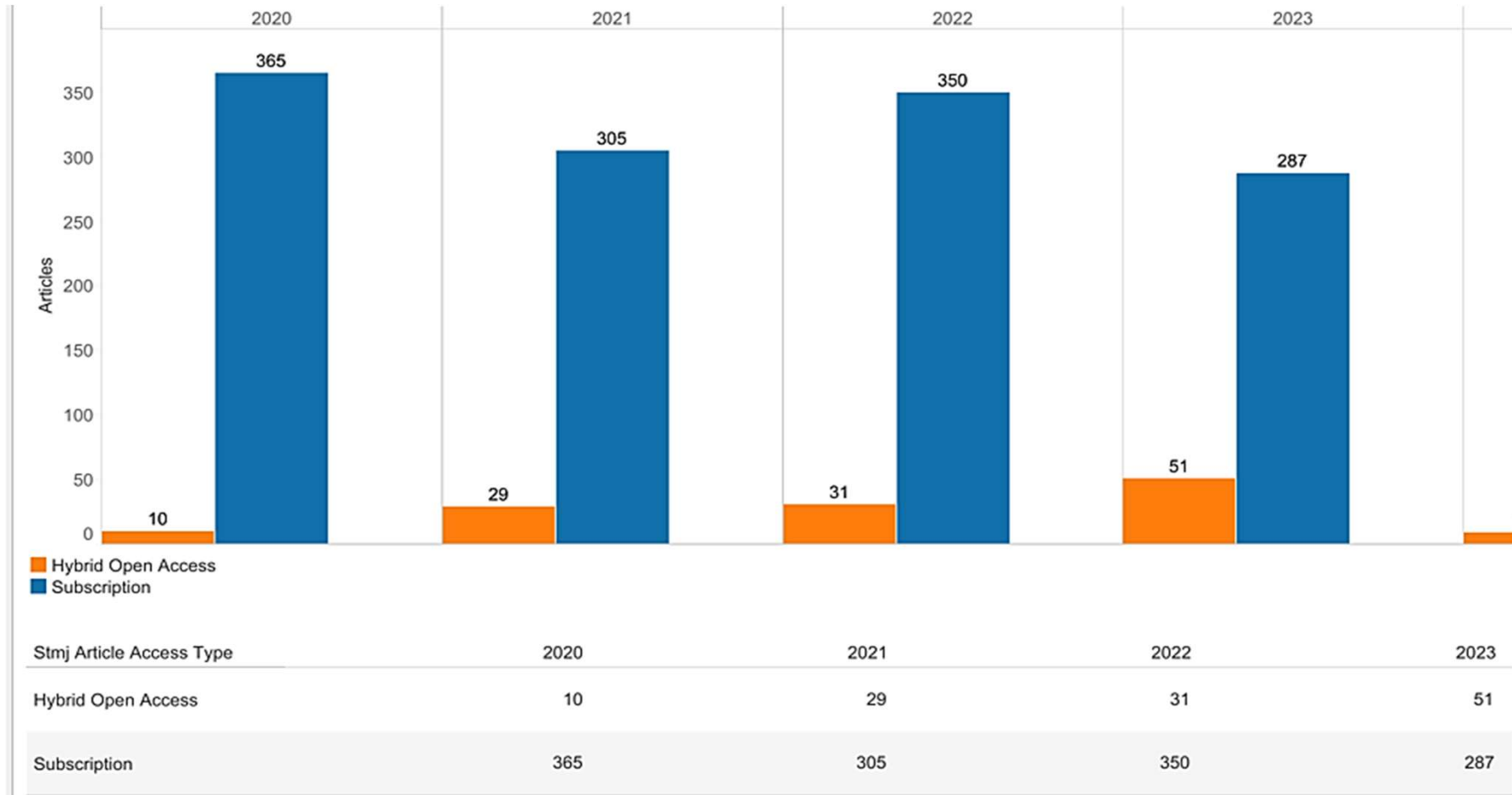
Rejection Rate



Rejection rates according to the type of article

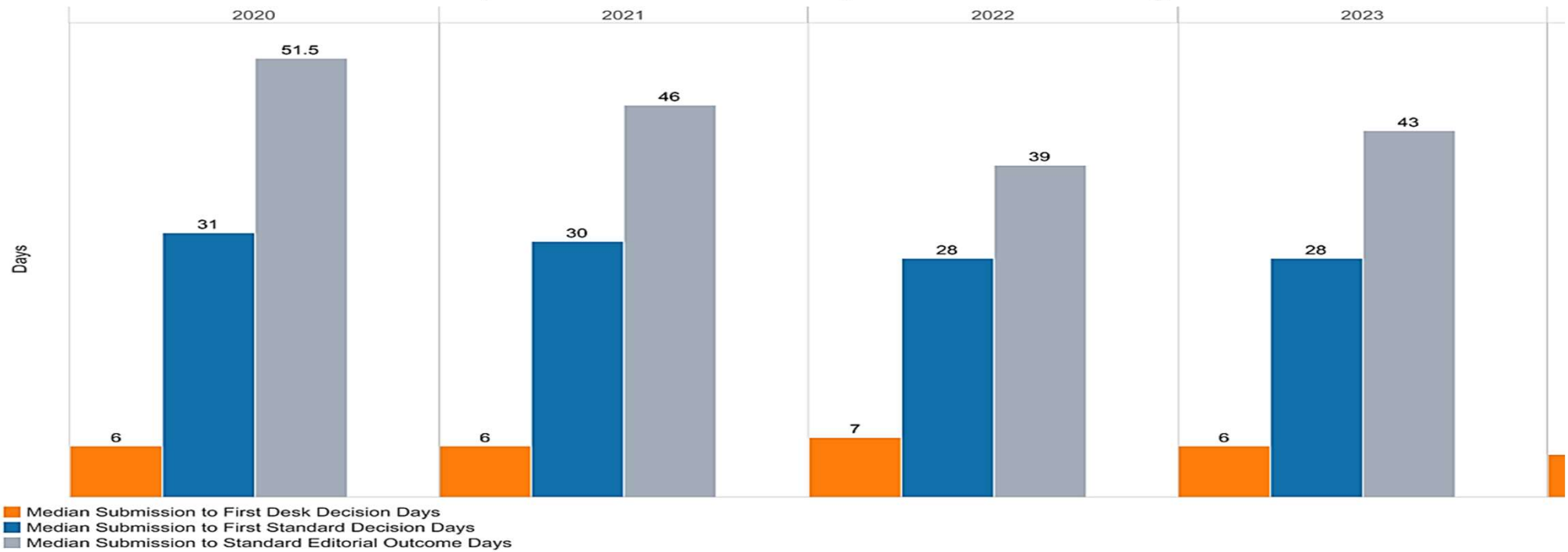
Article Type	Submitted	Accepted or Rejected	Desk Decisions	Accepted	Rejected	Rejection Rate
Full length article	1,890	1,859	1,505	146	1,713	92%
Correspondence	261	257	185	117	140	54%
Review article	220	197	137	38	159	81%
Short communication	195	189	189	27	162	86%
Discussion	59	61	56	46	15	25%
Editorial	11	10	9	8	2	20%
Grand Total	2,636	2,573	2,081	382	2,191	85%

Published Papers by Access Type



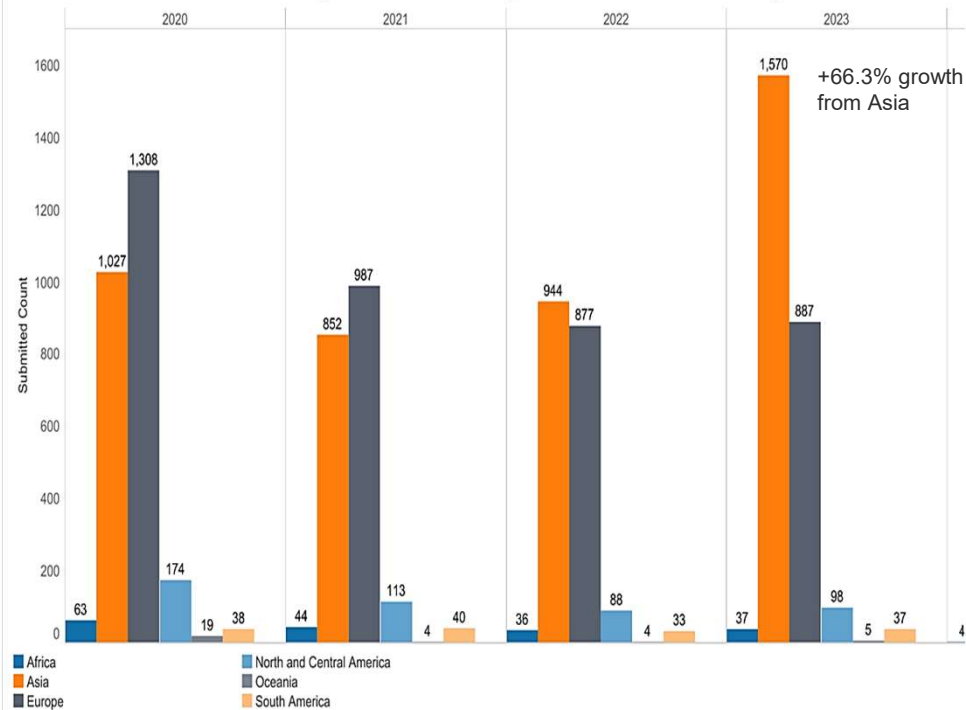
Publication and Editorial Speed

Median Editorial Speed for Accepted and Rejected Articles

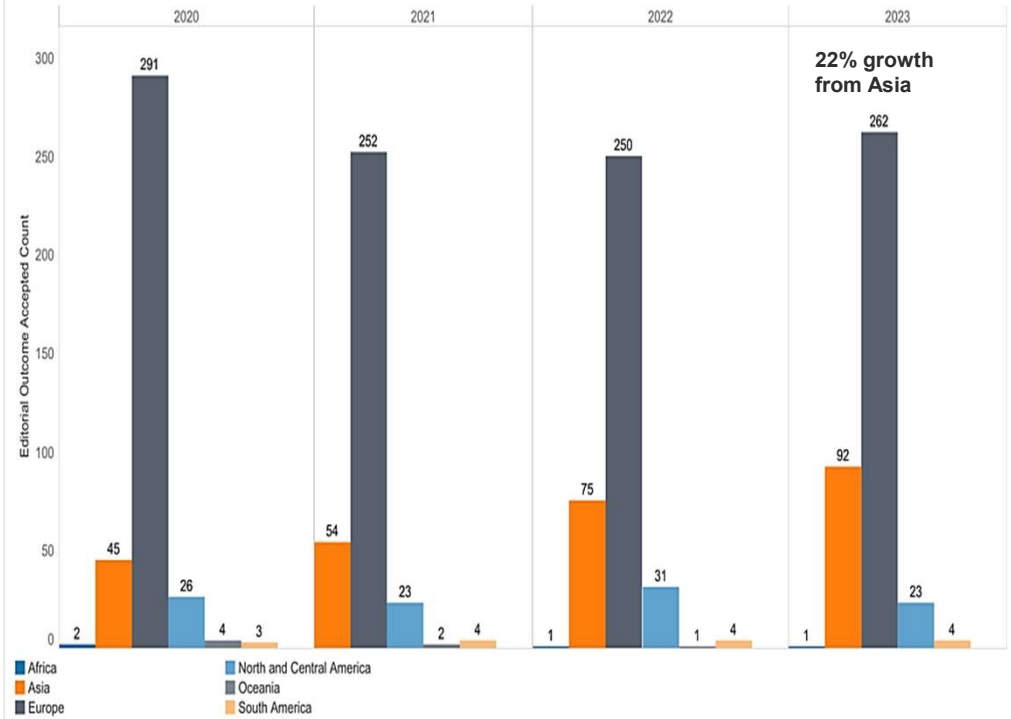


Submitted and Accepted Papers Geographical Distribution

Submitted Articles by Continent (Submission Date)

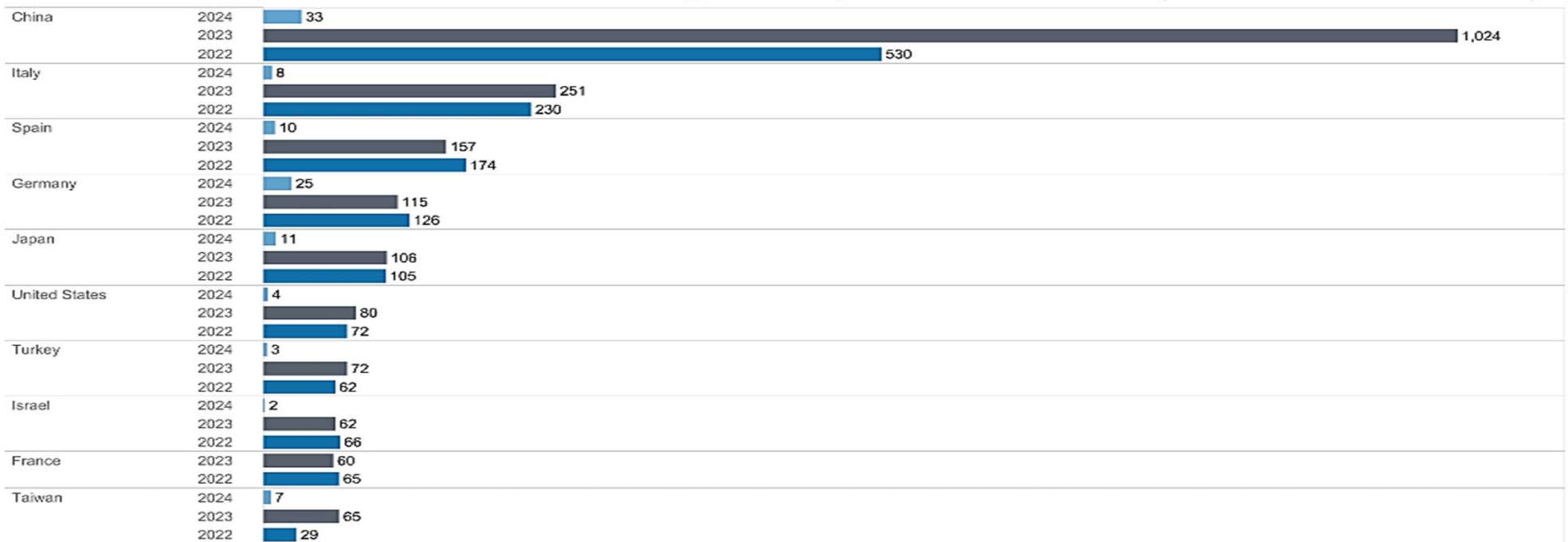


Accepted Articles by Continent (Editorial Outcome Date)



Submitted Papers by country

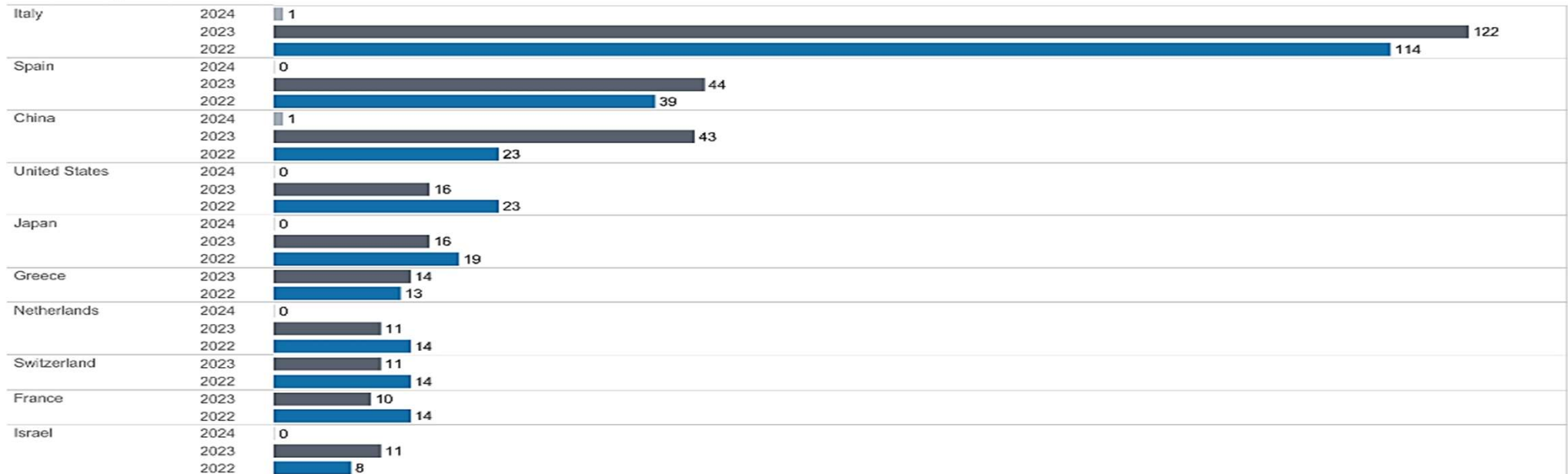
Trend in Top 10 Countries & Regions by Submissions (Submission Date)



Submitted Count

Accepted Papers by country

Trend in Top 10 Countries & Regions by Accepted (Editorial Outcome Date)



Editorial Outcome Accepted Count

My Talk Today

Essential metrics to assess journal performance

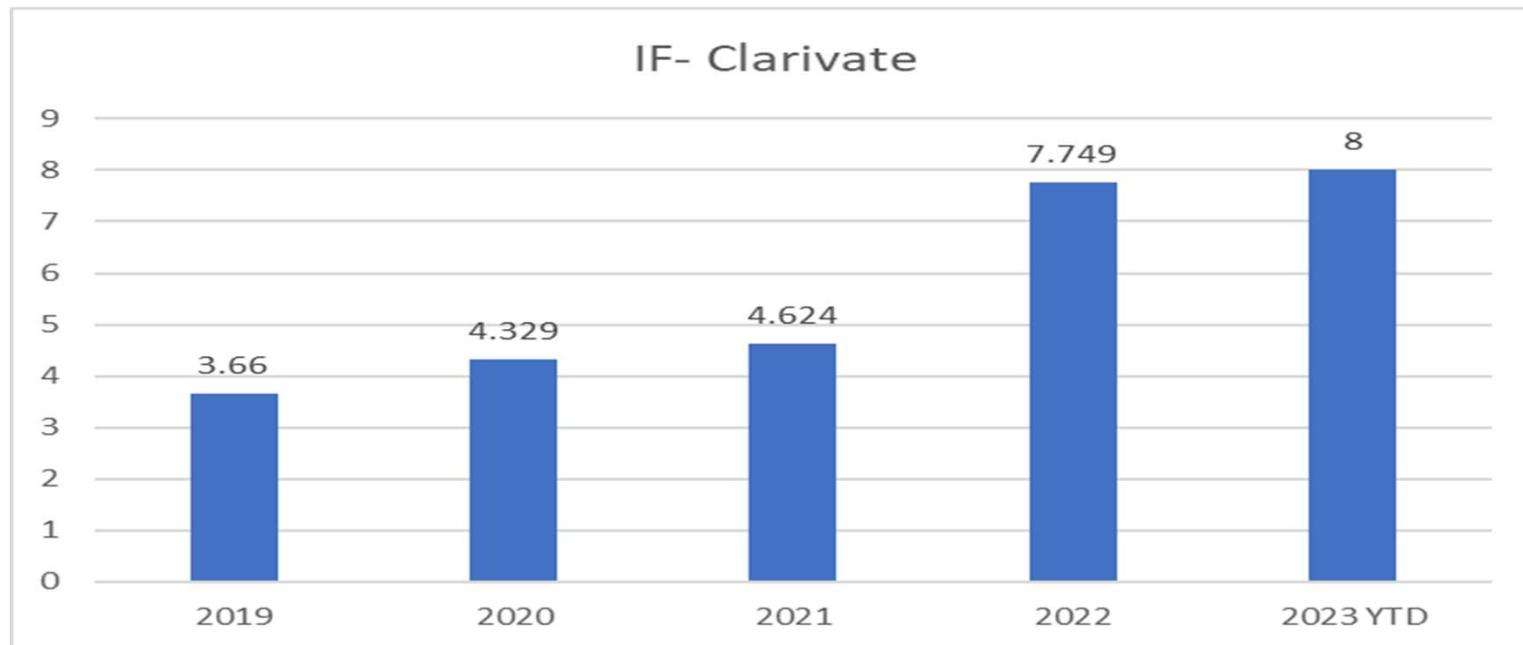
The EJIM Impact Factor journey

Top cited articles

Editorial board updates

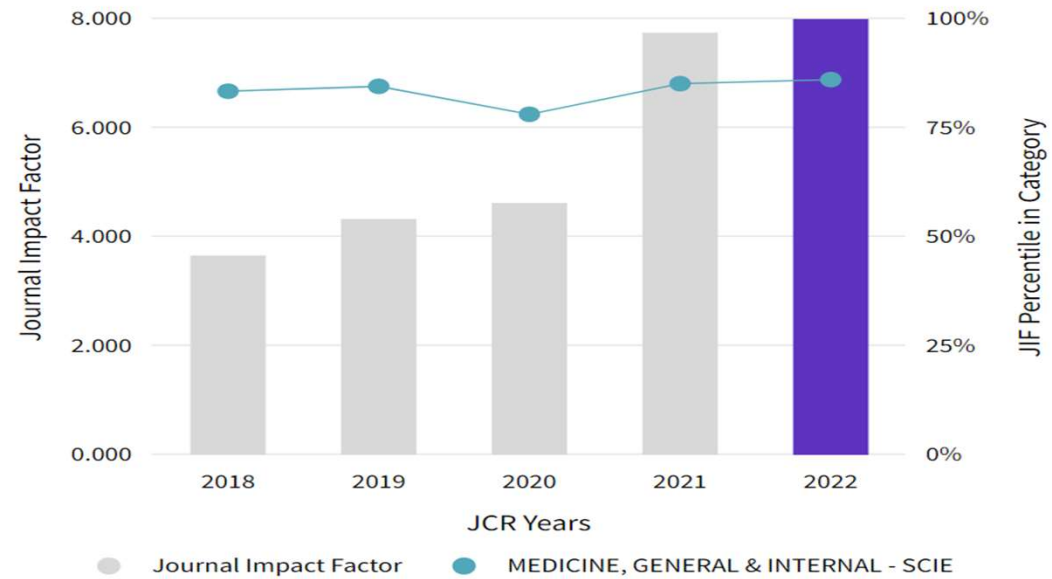
Editorial strategies and hurdles for implementation

The EJIM Impact Factor journey



Journal Subject Area Rankings - Scopus CiteScore

Journal Title	Primary Group Name	Secondary Group Name	Subject Area Name	2019	2020	2021	2022	2023
European Journal of Internal Medic..	Health Sciences	Medicine	Internal Medicine	Rank Scopus Citescore	33	31	25	22
				Percentile Scopus Citescore	25.20	23.62	17.27	14.58
				Quartile Scopus Citescore	2	1	1	1



Top 30 Journals ranked by 2022 Impact Factor in General and Internal Medicine

Journal Title	Journal Impact Factor	JIF Rank	Last Year Impact Factor	Last JIF Rank	Increasing JIF	JIF Rank Change	JIF Without Self-Cites	JIF Without Self-Cites Rank	JIF 5-Year	JIF 5-Year Rank	Journal Citation Indicator	JCI Rank	Citations	Citable Items
The Lancet	168.9	1	202.731	1	Decreasing	0	167.847	1	118.1	1	21.23	2	365043	223
The New England Journal of Medicine	158.5	2	176.082	2	Decreasing	0	157.587	2	115.7	2	24.74	1	456891	310
JAMA - Journal of the American Medical Association	120.7	3	157.375	3	Decreasing	0	119.55	3	81.4	4	11.43	4	211699	207
BMJ, The	105.7	4	96.216	4	Increasing	0	103.808	4	68.5	5	9.28	5	171860	187
Nature Reviews Disease Primers	81.5	5	65.038	5	Increasing	0	81.3	5	94.8	3	17.5	3	27771	37
Annals of Internal Medicine	39.2	6	51.598	6	Decreasing	0	38.532	6	35.1	6	4.91	7	72041	144
JAMA Internal Medicine	39	7	44.424	7	Decreasing	0	38.488	7	27.3	8	4.8	8	28112	83
The Lancet Digital Health	30.8	8	36.615	9	Decreasing	1	30.342	8	30.9	7	5.13	6	4803	72
Journal of Travel Medicine	25.7	9	39.194	8	Decreasing	-1	24.416	9	13	11	1.69	22	5367	84
Military Medical Research	21.1	10	34.915	10	Decreasing	0	20.467	10	12.7	13	2.24	14	3109	53
Journal of the Royal Society of Medicine	17.3	11	18	11	Decreasing	0	16.682	11	11.2	15	1.38	30	5398	27
PLoS Medicine	15.8	12	11.613	22	Increasing	10	15.671	12	14.3	9	2.41	11	46220	185
eClinicalMedicine	15.1	13	17.033	12	Decreasing	-1	14.934	13	13.8	10	2.73	9	12087	456
Canadian Medical Association Journal	14.6	14	16.876	13	Decreasing	-1	14.033	14	12.2	14	2.19	15	19570	93
JAMA network open	13.8	15	13.36	15	Increasing	0	13.416	15	13	11	2.7	10	47813	1564
QJM - Monthly Journal of the Association of Physicians	13.3	16	14.04	14	Decreasing	-2	12.554	16	7.2	26	1.08	44	7416	66
Medical Journal of Australia	11.4	17	12.776	17	Decreasing	0	10.793	18	9.2	21	1.31	35	13616	89
Journal of Internal Medicine	11.1	18	13.068	16	Decreasing	-2	10.989	17	10.5	18	1.93	18	15138	122
BMC Medicine	9.3	19	11.806	21	Decreasing	2	9.2	19	10.4	19	2.09	17	25871	477
Journal of Cachexia, Sarcopenia and Muscle	8.9	20	12.063	19	Decreasing	-1	7.751	23	10.7	17	1.92	19	8828	248
Mayo Clinic Proceedings	8.9	20	12.213	18	Decreasing	-2	8.769	20	9.4	20	1.68	23	21862	133
Cochrane Database of Systematic Reviews	8.4	22	11.874	20	Decreasing	-2	8.165	21	10.9	16	1.34	34	83897	346
European Journal of Internal Medicine	8	23	7.749	26	Increasing	3	7.451	24	5.7	34	1.13	40	8143	159
Translational Research	7.8	24	10.171	23	Decreasing	-1	7.759	22	7.7	23	2.14	16	6585	89
Deutsches Ärzteblatt International	7.7	25	8.251	25	Decreasing	0	7.287	25	8	22	1.47	28	8214	79
Journal of Evidence-Based Medicine	7.3	26	6.224	33	Increasing	7	7.164	26		166	0.97	51	1163	37
British Medical Bulletin	6.7	27	5.841	37	Increasing	10	6.576	27	6.5	28	1.15	39	5328	26
Journal of Urban Health	6.6	28	5.801	38	Increasing	10	6.389	28	5.2	38	1.6	25	6045	101
Cleveland Clinic Journal of Medicine	6.1	29	6.522	30	Decreasing	1	6.081	29	4.2	45	0.53	96	2564	38
Chinese Medical Journal	6.1	29	6.133	34	Decreasing	5	5.787	31	3.9	52	0.89	55	12376	234

Journal Impact Factor™ is calculated using the following metrics:

$$\frac{\text{Citations in 2021 to items published in 2019 (615) + 2020 (1,764)}}{\text{Number of citable items in 2019 (156) + 2020 (151)}} = \frac{2,379}{307} = 7.749$$

Calculation

×

Journal Impact Factor™ is calculated using the following metrics:

$$\frac{\text{Citations in 2022 to items published in 2020 (1,252) + 2021 (1,096)}}{\text{Number of citable items in 2020 (153) + 2021 (142)}} = \frac{2,348}{295} = 8.0$$

My Talk Today

Essential metrics to assess journal performance

The EJIM Impact Factor journey

Top cited articles

Editorial board updates

Editorial strategies and hurdles for implementation

Top Cited Articles 2022, Published 2020-2021

Scopus®

Article Title	Corresponding Author	Publication Date	Article Type	Access Type	Is Special Content	Scopus Citations	Lifetime SD Usage	Lifetime Scopus Citations	Social Media Count
The pivotal link between ACE2 deficiency and SARS-CoV-2 infection	Verdecchia, Paolo	02/06/2020	Review article	Subscription	N	224	12,263	826	40
Prevalence of Post-COVID-19 Symptoms in Hospitalized and Non-Hospitalized COVID-19 Survivors: A Systematic Review and Meta-Analysis	Fernández-de-las-Peñas, César	01/10/2021	Full length article	Subscription	N	106	10,630	215	27
Efficacy and safety of tocilizumab in severe COVID-19 patients: a single-centre retrospective cohort study	Dagna, Lorenzo	02/06/2020	Full length article	Subscription	N	68	4,222	310	18
Hyperuricaemia and gout in cardiovascular, metabolic and kidney disease	Borghi, Claudio	18/09/2020	Review article	Subscription	N	43	2,812	117	
Incidence of acute Pulmonary Embolism in COVID-19 patients: systematic review and meta-analysis.	Roncon, Loris	31/12/2020	Review article	Subscription	N	41	2,696	98	
SARS-CoV-2 Vaccines: Lights and Shadows	Angeli, Fabio	27/05/2021	Review article	Subscription	N	39	5,982	67	158
Creatinine: From Physiology to Clinical Application	Kashani, Kianoush	16/02/2020	Review article	Subscription	N	37	5,626	110	2
Active smoking is not associated with severity of coronavirus disease 2019 (COVID-19)	Lippi, Giuseppe	21/04/2020	Correspondence	Subscription	N	36	7,720	263	425
Impact of low dose tocilizumab on mortality rate in patients with COVID-19 related pneumonia.	Scarpazza, Cristina	02/06/2020	Full length article	Subscription	N	35	6,196	203	180
Factors associated with mortality in patients with COVID-19. A quantitative evidence synthesis of clinical and laboratory data	Martins-Filho, Paulo Ricardo	02/06/2020	Correspondence	Subscription	N	35	1,455	110	



Top Cited Articles 2023, Published 2021-2022 Scopus Data

Scopus®

Article Title	Corresponding Author	Publication Date	Article Type	Access Type	Is Special Content	Scopus Citations	Lifetime SD Usage	Lifetime Scopus Citations	Social Media Count
Prevalence of Post-COVID-19 Symptoms in Hospitalized and Non-Hospitalized COVID-19 Survivors: A Systematic Review and Meta-Analysis	Fernández-de-las-Peñas, César	01/10/2021	Full length article	Subscription	N	132	11,350	251	52
Low Serum Albumin: A Neglected Predictor in Patients with Cardiovascular Disease	Manolis, Antonis S	28/07/2022	Review article	Subscription	N	28	979	34	
Uric acid in Metabolic Syndrome: Does Uric Acid Have a Definitive Role?	Kanbay, Mehmet	24/08/2022	Review article	Subscription	N	27	1,893	35	
SARS-CoV-2 Vaccines: Lights and Shadows	Angeli, Fabio	27/05/2021	Review article	Subscription	N	27	6,157	76	739
Comparing atrial fibrillation guidelines: Focus on stroke prevention, bleeding risk assessment and oral anticoagulant recommendations	Boriani, Giuseppe	18/06/2022	Review article	Subscription	N	24	862	24	2
Prognostic Impact of Coronary Microvascular Dysfunction in Patients with Myocardial Infarction with Non-obstructive Coronary Arteries	CHE, WENLIANG	01/10/2021	Full length article	Subscription	N	24	576	37	
Factors associated with persistence of symptoms 1 year after COVID-19: a longitudinal, prospective phone-based interview follow-up cohort study	Fumagalli, Carlo	09/03/2022	Full length article	Subscription	N	24	2,617	45	
COVID-19, Vaccines and Deficiency of ACE2 and other Angiotensinases. Closing the Loop	Angeli, Fabio	24/08/2022	Review article	Subscription	N	23	3,315	28	158
Drug-induced liver injury: Pathogenesis, epidemiology, clinical features, and practical management	Björnsson, Helgi K.	09/03/2022	Review article	Subscription	N	22	3,399	27	
"Is Medical Cannabis safe for my patients?" A Practical Review of Cannabis Safety Considerations	MacCallum, Caroline	29/06/2021	Review article	Hybrid Open Access	N	22	10,868	32	185,606



My Talk Today

Essential metrics to assess journal performance

The EJIM Impact Factor journey

Top cited articles

Editorial board updates

Editorial strategies and hurdles for implementation

Associate Editors

R. Cervera

University of Barcelona, Faculty of Medicine and Health Sciences, Barcelona, Spain

L. Dagna

Vita-Salute San Raffaele University, Milano, Italy

K.J. van Erpecum

University Medical Center, Department of Gastroenterology and Hepatology, Utrecht, Netherlands

A. Manolis

General Hospital Asklepieio Voulas, Department of Cardiology, Athens, Greece

J. Muñoz Martín

General University hospital Gregorio Maranon, Madrid, Spain

R. Pontremoli

University of Genoa, Department of Internal Medicine and Medical Specialties, Genova, Italy

J. Rello

International University of Cataluna, Faculty of Medicine and Health Sciences, Sant Cugat del Valles, Spain

G. Sinagra

Trieste University Integrated Healthcare Company, Trieste, Italy

D. Stolz

Medical Center - University of Freiburg, Freiburg, Germany

Social Media Editors

M. Giustozzi

Perugia, Italy

J. Imberti

Modena, Italy

M. Solbiati

Milano, Italy

Editorial Board

A. Agustí
Barcelona, Spain

M. Akova
Ankara, Turkey

R. Antonelli Incalzi
Roma, Italy

M. Arici
Ankara, Turkey

A. Avogaro
Padova, Italy

B. Beghé
Modena, Italy

D. Bell
London, United Kingdom

P. Bisschop
Duivendrecht, Netherlands

R. Body
Manchester, United Kingdom

G. Boi
Utrecht, Netherlands

G. Boriani
Modena, Italy

D. Caldeira
Lisboa, Portugal

A. Carmona Bayonas
Murcia, Spain

H. ten Cate
Maastricht, Netherlands

C. Cimminiello
Milan, Italy

A.T. Cohen
London, United Kingdom

J. Comin Colet
Barcelona, Spain

M. A. Crowther
Hamilton, Canada

G. Dalekos
Larissa, Greece

J. D. Douketis
Hamilton, Canada

E. Durante Mangoni
Napoli, Italy

A. Elis
Petah Tikva, Israel

E. Fabris
Trieste, Italy

E. Grossman
Tel Aviv, Israel

F. Lammert
Hannover, Germany

V. N. Larina
Moscow, Russian Federation

L. Lazebnik
Moscow, Russian Federation

M. Lettino
Milan, Italy

X. Liao
Chengdu, China

R. D. Lopes
Durham, United States of America

D. Lovic
Niš, Serbia

M. Mandalà
Bergamo, Italy

F. J. Martin-Sanchez
Madrid, Spain

G. Merli
Philadelphia, United States of America

P. Moliner
L'Hospitalet de Llobregat, Spain

V. Novack
Be'er Sheva, Israel

G. Ntaios
Larissa, Greece

L. Potasso
Basel, Switzerland

E. Raspe
Berlin, Germany

A. Riera-Mestre
L'Hospitalet de Llobregat, Spain

F. Salvador
Vila Real, Portugal

T. Sauerbruch
Bonn, Germany

E. Tobaldini
Milano, Italy

G. Varricchi
Napoli, Italy

C. Vasconcelos
Porto, Portugal

M. C. Vedovati
Perugia, Italy

P. Verdecchia
Perugia, Italy

My Talk Today

Essential metrics to assess journal performance

The EJIM Impact Factor journey

Top cited articles

Editorial board updates

Editorial strategies and hurdles for implementation

Editorial strategies

Implement invited Reviews, Editorial, and Commentaries

Implement Article Collections
(including presentations at the EFIM congresses)

Improve promotion by social media

Reduce the critical aspects of the external review

Update the Editorial Board with focus on underrepresented countries and areas by proposing of new candidates

Hurdles for EJIM implementation

Predatory journals & sister journals

Low number of submission from some European countries

Still relatively low number of multi-country studies

Limited availability of article reviewers

Limited number of e-TOC and article downloading

Limited presence in the Social Media

EJINME is **YOUR** Journal



Please visit www.ejinme.com to

- To **sign up** for New Content Alerts
- To **read** the Journal
- To **submit** a manuscript

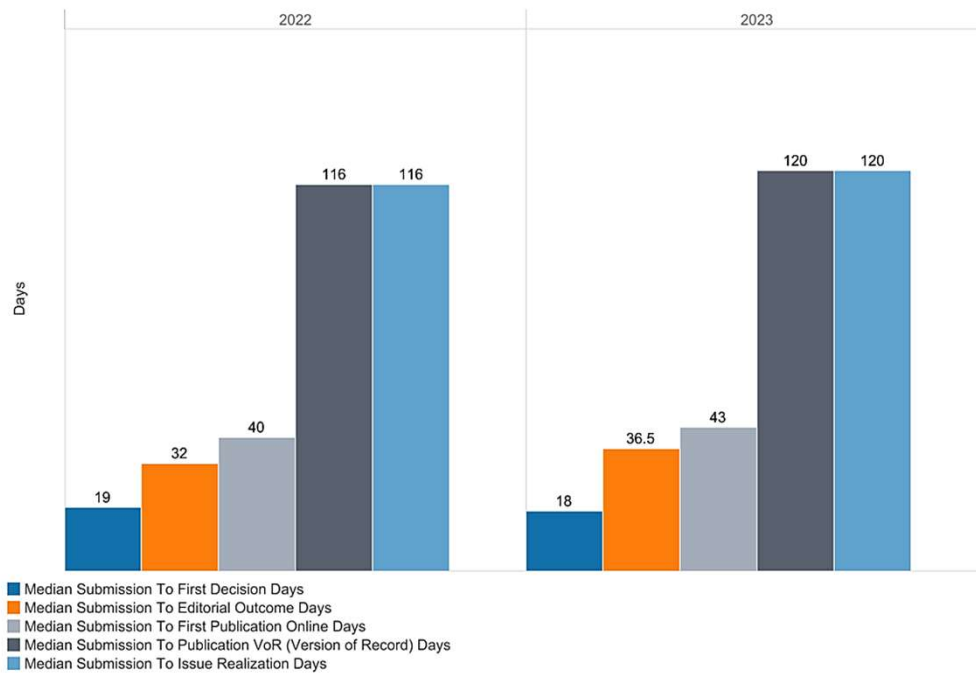


Back-up slides

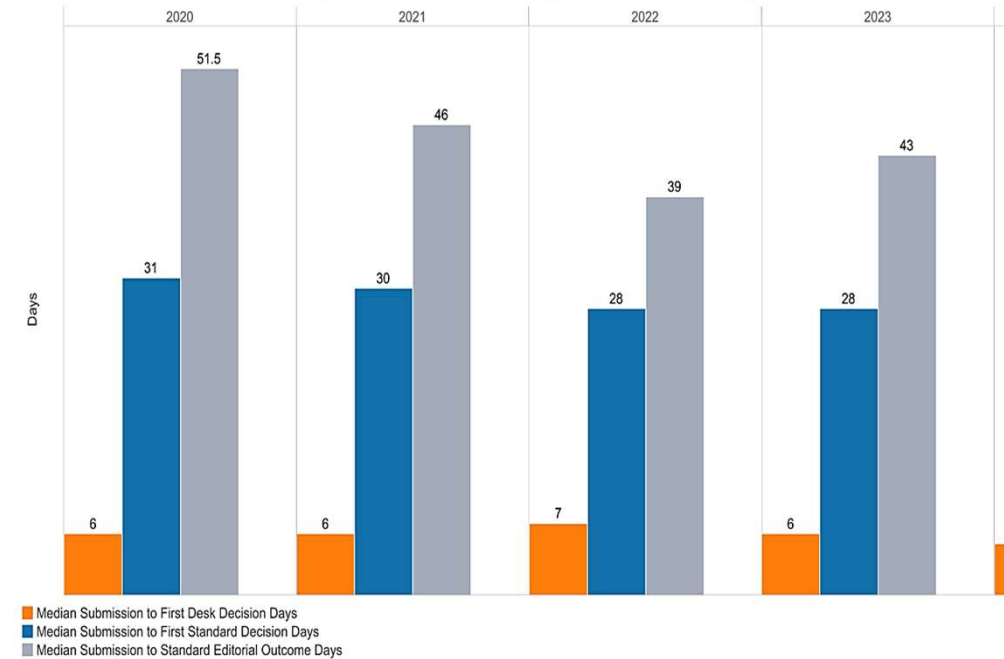
Publication and Editorial Speed



Median Editorial & Publication Speeds for Published Articles



Median Editorial Speed for Accepted and Rejected Articles



Breakdown by **accepted** article type 2019-2023 Oct.

Access	Article type	2019	2020	2021	2022	2023 Oct
Hybrid Open Access	Discussion				1	
	Full length article	5	9	19	21	28
	Review article	1	1	10	8	8
	Short communication				1	2
Subscription	Correspondence	76	126	111	132	101
	Discussion	5	50	35	37	28
	Editorial	9	7	5	8	4
	Erratum			3	2	2
	Full length article	125	109	98	98	68
	Review article	28	32	17	34	14
	Short communication	43	41	36	39	24
Grand Total		292	375	334	381	279

Submitted, Accepted and Rejected by Publication Item Type (2023)

Pit Description	Submitted	Accepted or Rejected	Desk Decisions	Accepted	Rejected	Rejection Rate
Full length article	1,890	1,859	1,505	146	1,713	92%
Correspondence	261	257	185	117	140	54%
Review article	220	197	137	38	159	81%
Short communication	195	189	189	27	162	86%
Discussion	59	61	56	46	15	25%
Editorial	11	10	9	8	2	20%
Grand Total	2,636	2,573	2,081	382	2,191	85%



Submitted, Accepted and Rejected by Publication Item Type (2024)

Pit Description	Submitted	Accepted or Rejected	Desk Decisions	Accepted	Rejected	Rejection Rate
Full length article	408	388	341	19	369	95%
Correspondence	62	52	42	33	19	37%
Short communication	43	40	40	7	33	83%
Review article	40	38	27	7	31	82%
Discussion	10	6	6	6	0	0%
Editorial	4	3	3	2	1	33%
Grand Total	567	527	459	74	453	86%